



## **USE THE INTERACTIVE WHITEBOARD IN TEACHING BIOLOGY**

*Snezana Stavreva Veselinovska<sup>1</sup>*

**Summary:** *The purpose of this study was to explore pre-service science teachers' use of an interactive system, consisting of a computer, LCD projector, interactive white board, and Internet connection, to support science teaching and learning. Each participant had an access to the interactive system for the duration of the investigation. The research questions guiding the investigation included:*

- 1. Whether teachers would use the interactive system for instructional purposes?*
- 2. What form would this instruction take? and*
- 3. Whether the instruction would reflect the recommendations of current science education reform documents?*

*The results indicated that the teachers use the interactive system in substantial ways to facilitate the teaching reforms based on the science. Furthermore, the results support the use of explicit approaches to prepare the pre-service teachers to use educational technology for inquiry instruction, modelling of effective uses of digital images and video clips, and specific instruction on whole class inquiry methods.*

**Key words:** *biology teachers, ICT, interactive white board, education.*

## **PRIMENA INTERAKTIVNE BELE TABLE U NASTAVI BIOLOGIJE**

**Rezime:** *Cilj ove studije bio je da se istraži kako budući nastavnici biologije koriste interaktivni sistem koji se sastoji od računara, LCD projektora, interaktivne bele table i internet veze, da bi podržali nastavu i učenje biologije. Svaki učesnik je imao pristup interaktivnom sistemu za vreme trajanja istraživanja. Pitanja kojima se istraživanje vodilo su uključivala:*

- 1. Da li bi nastavnici koristili interaktivni sistem u nastavne svrhe?*
  - 2. Kakav oblik bi ova nastava imala? i*
  - 3. Da li bi nastava podražavala preporuke trenutnih dokumenata o reformi nastave biologije?*
- Rezultati su pokazali da nastavnici značajno koriste interaktivni sistem na razne načine da olakšaju reforme nastave zasnovane na nauci. Osim toga, rezultati podržavaju korišćenje eksplicitnih pristupa za pripremu budućih nastavnika da koriste obrazovnu tehnologiju za nastavu putem ispitivanja modeliranje efikasne upotrebe digitalnih slika i video snimaka, kao i ostale specifične nastavne metode.*

**Ključne reči:** *nastavnik biologije, IKT, interaktivna bela tabla, obrazovanje.*

---

<sup>1</sup> Prof. dr Snezana Stavreva Veselinovska, Faculty of educational sciences, University "Goce Delcev", Stip, R. Macedonia, e-mail: [snezana.veselinovska@ugd.edu.mk](mailto:snezana.veselinovska@ugd.edu.mk)

## 1. INTRODUCTION

The need to analyse, revise and modernize the conditions in teaching in the frames of our educational system has lately been closely connected with the tendencies to improve elementary education in our country, in accordance with the dynamic social and economic relations. Likewise, in the times of communication revolution it is necessary that ICT is the catalyst of reforms in education, but it is not the key for changes in education. For these reasons it has become obvious that changes in our educational system (introduction and application of the new conception of nine-year elementary education, development of the new curricula and innovated teaching programs) should be preceded by expert and organizational preparations should be directed to didactic-methodic goals, which in schools will create conditions for successful introduction of the major changes in the most important segment – teaching.

For this purpose it is necessary to improve the quality of teaching, increase job skills among students, increase access to computers and integrate the use of ICT in all subjects, with special emphasis on science. Thus, the students will be able to think critically, which in turn will help them achieve success in the global knowledge-based economy and support professional development of teachers.

## 2. QUALITY TEACHING

Modern pedagogical theory and practice stem from the thesis that school was created for children, not vice versa. This thesis conditions the teaching to be based on knowledge, interests and experiences of children that are amended and improved along with their development in school.

Today in the theory of sciences dealing with teaching real the prevalent attitude is that real, stable knowledge cannot be learned in a final form. In modern teaching, the focus of work shifts from the learning of ready knowledge towards the process of knowledge acquisition. The role of the teacher is more responsible than in traditional teaching, due to the fact that he/she must find out what the interests of students are and then monitor and properly direct them. Instruction must be directed to the student's activity, while the teacher has to "teach as little as possible" and act so that "the student discovers as much as possible." To achieve this in natural sciences (biology), teacher and student must follow the schedule of procedures:

- Observation and recording,
- Open (interactive) communication and cooperation,
- Monitoring, researching, realizing, experimenting,
- Application of the acquired knowledge and experience in new situations,
- Creation of conditions for independent learning.

These procedures, among other things, provide proper mental development (cognitive, emotional) and proper socialization of the student.

Traditionally, teachers have emphasized lecture, text, and demonstration, with the intent that students would comprehend and recall this information at the conclusion of a unit or chapter. However, teachers practicing reforms-based instruction place less emphasis on these traditional approaches and greater emphasis on fostering inquiry in student centered ways. Reforms-based instruction is based on flexible curricula, providing students with opportunities to construct scientific understandings through active learning. These shifts in instructional approaches are difficult because they require dramatic changes in practices that have persisted for a long time.

In many cases, teachers do not even have a basic understanding of what constitutes reforms-based instruction (Gess-Newsome, 2003). Implementing reforms based instruction is made even more difficult by lack of content knowledge and inadequate understanding of science-specific instructional approaches (Loucks-Horsley, Hewson, Love, and Stiles, 1998). Finally, teachers often cite lack of resources, including both equipment and curriculum materials, as a barrier to implementing new instructional methods (Blumenfeld, Krajcik, Marx, & Soloway, 1994). Recent investigations point to the potential of computer technologies in facilitating reforms-based instructional practices (Kim, Hannafin, and Bryan, 2007; Sandholtz, Ringstaff, and Dwyer, 1997). Digital images and video, computer probe ware, online data access, and computer simulations have all been shown to help both students and teachers develop scientific conceptions of standards-based content (Bell, Gess-Newsome, and Luft, 2008; Flick and Bell, 2000). Furthermore, computer simulations have been shown to facilitate inquiry learning. For example, in a recent study of pre-service teachers' conceptions of lunar phases, researchers reported pre- to post instructional gains in scientific conceptions of more than 80% for participants who used an astronomy simulation in the context of inquiry instruction (Bell and Trundle, 2008). In another recent investigation, Winn et al. (2005) found simulated data collection to be just as effective as field-based data collection in learning oceanography concepts. Furthermore, the computer simulation provided a model-based experience that offered visualization opportunities not possible in actual field work.

Despite the advantages that computers have to offer, research has consistently shown that few teachers use computers as instructional tools. The researchers concluded that computers, while frequently used, had not significantly impacted classroom instruction and learning. Similarly, in his visits to schools across the nation, Pflaum (2004) found that computers were rarely used to facilitate and enhance instructional practice and more often were used for student and teacher productivity.

In fact, preliminary investigations have shown that teachers who had access to computer projectors often used the technology for instructional purposes to promote student engagement and inquiry, even in a whole-class setting (Irving, 2003; McNall, 2004; Smetana and Bell, 2009). However, additional research is needed to characterize the instruction of teachers in single-computer classrooms, especially when these teachers' preparation has been designed to facilitate their growth in ICT and to use technology for instructional purposes in whole-class settings.

Flick and Bell (2000) proposed a set of guidelines for teacher education that reflect both science education reform documents and facilitate the development of TPCK. These guidelines include the following:

1. Technology should be introduced in the context of science content.
2. Technology should address worthwhile science with appropriate pedagogy.
3. Technology instruction in science should take advantage of the unique features of technology.
4. Technology should be used in ways that make scientific views more accessible.
5. Technology instruction should develop students' understanding of the relationship between technology and science.

These guidelines place science content at the heart of learning to teach with technology, first emphasizing that teaching and learning the features of technology applications should be embedded within the context of meaningful science content. Second, activities incorporating technology should make meaningful connections to student experiences and foster student-centered, inquiry-based learning.

Specifically, the study addressed the following questions:

1. Will these pre-service biology teachers use the ICT for instructional purposes?
2. If so, in what ways will they use the ICT?

### **3. OPERATIONAL LESSON PLAN**

At the Faculty of Educational sciences in Stip at the University "Goce Delchev" the students majoring in elementary school education have the teaching subject Fundamentals of natural science in the first year. Although ICT finds its application in almost any subject, in science subjects it can be best incorporated for specific contents. That is why this type of research was made where students were divided into 4 groups. The fourth group was a control group.

### **4. RESEARCH PROBLEM**

The main objective of this research was conducted in biology classes is:

- How will the use of new educational methods in teaching science affect the academic achievement of students?

### **5. TOOLS FOR COLLECTING DATA**

The purpose of this research was to try to empirically determine whether sequential use of different methods of learning was important for the progress in students' academic success. Effectiveness was determined quantitatively by a written test. The test contained 20 questions. This test was used as a pre and post-test, before and after methods-applications and repetition of the test in order to determine the level of the retained knowledge - 40 days after the lectures on the subject.

### **6. MAIN PART - RESEARCH:**

*Subject: Fundamentals of Natural Science*

*Topic: "Plant and animal cells – Similarities and differences between animal and plant cell"*

First teacher with lecture introduces students to a subject that should be taught. Then ask questions on screen:

1. Explain the structure and function of plant and animal cells!
2. What are the similarities and differences between them?
3. Draw plant and animal cells and mark their cell organelles!
4. Develop a Venn diagram with similarities and differences between a plant and animal cell.

#### **6.1 Objectives and tasks of the lesson:**

The student should be enabled to:

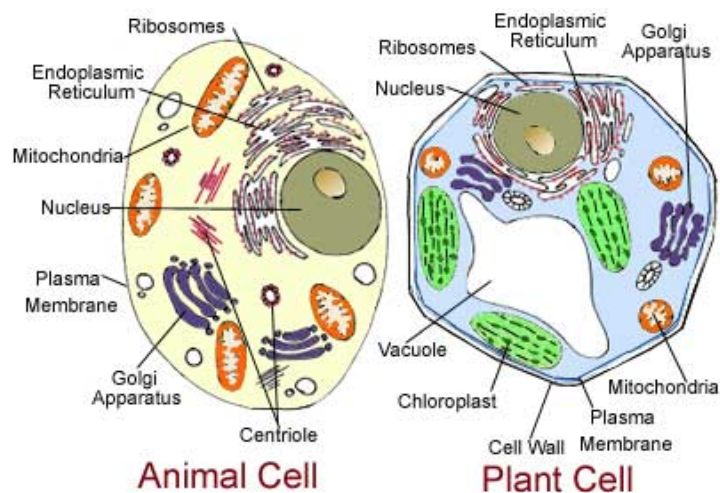
1. Recognize and name plant and animal cells
2. Name parts (cell organelles) of plant and animal cell
3. Explain the functions of cellular organelles of plant and animal cell
4. Draw a plant and animal cell and mark its constituent parts (nucleus, cytoplasm, cell membrane)
5. Develop a Venn diagram with similarities and differences between a plant and animal cell.

## 6.2 Material needed

- Book - "Fundamentals of Natural Science
- Ready models of animal and plant cell
- Drawings of cells (posters, slides)
- Encyclopedias, biology atlases
- Computer, whiteboard, Internet
- Paper and drawing utensils

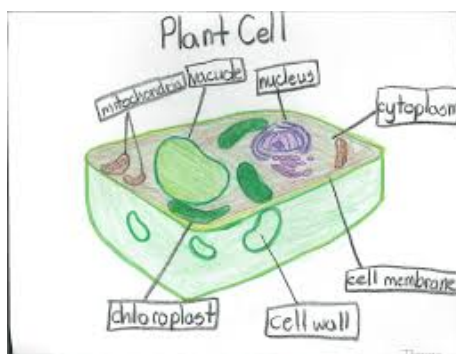
## 6.3 Introductory part of the lesson

- The students are shown a drawing of a plant cell. Students identify and name the parts and functions of cell organelles, especially the nucleus with its constituents - chromosomes.
- They are shown an animal cell and the students observe and compare.



*Figure 1: Plant and animal cell*

**The first group** – Draws a plant cell, marks, names parts and discusses the functions of the cell organelles. They draw the nucleus and the constituent parts of the nucleus.



*Figure 2: Plant cell*

**The second group**– Draws an animal cell, nucleus of an animal cell, marks and discusses.



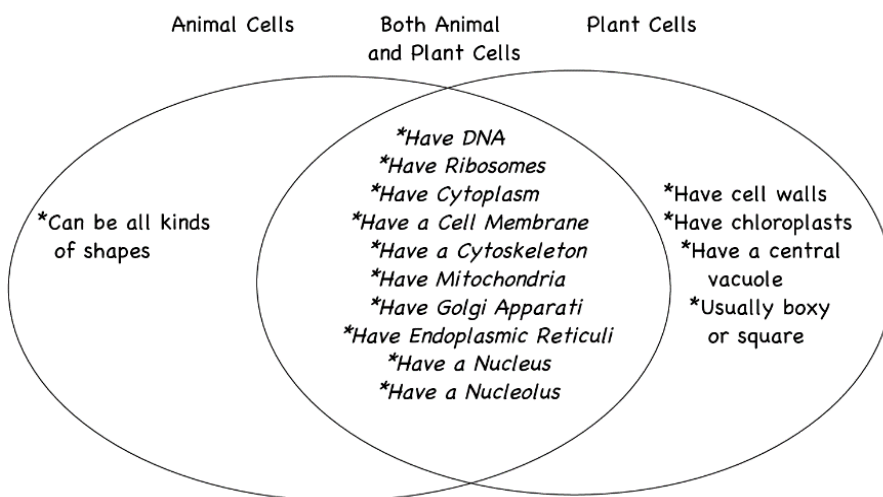
*Figure 3: Animal cell*

**The third group** – Makes a Venn diagram with similarities and differences between a plant and animal cell.

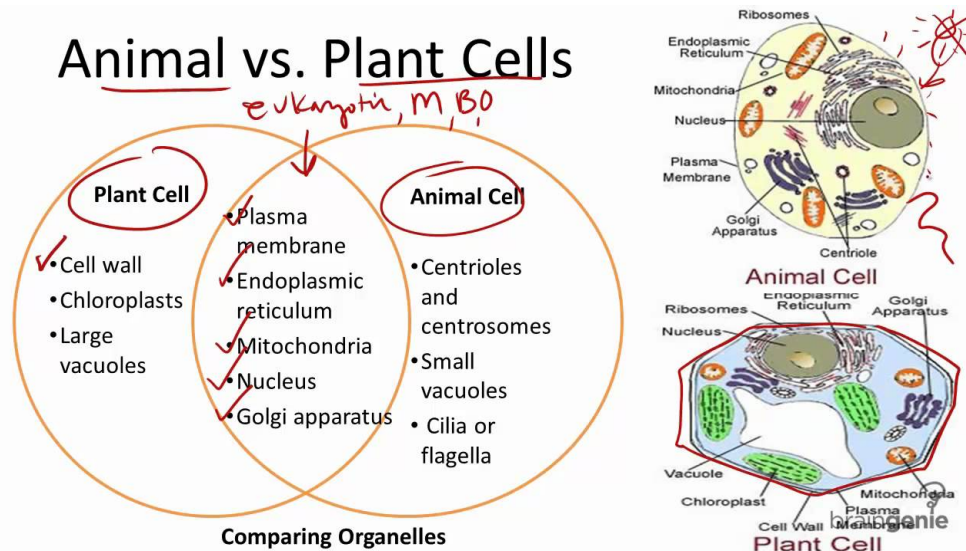
Name \_\_\_\_\_

Date \_\_\_\_\_ Block \_\_\_\_\_

**Animal Cell and Plant Cell Venn Diagram**



*Figure 4a: Animal and plant cell Venn diagram*



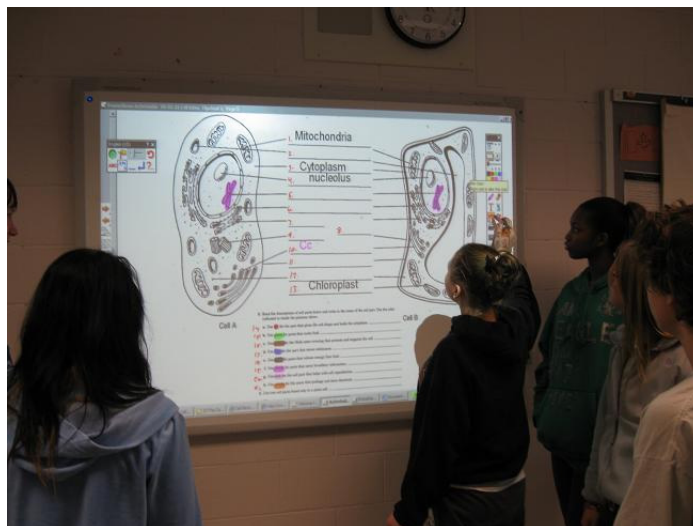
*Figure 4b: Animal and plant cell Venn diagram*

To achieve these objectives different technologies were used: PowerPoint presentations, simulations, animations, digital images, videos, digital diagrams and models, video clips, web pages, simulated labs, etc. ICT is used for lectures on various topics from biology with a wide range of technological resources.

The students were shown pictures in order to illustrate different types of cells, cell structure, including cell organelles and chromosomes as constituents of the nucleus. Instead of using only images for illustration, they used digital images to stimulate interaction with the material. Students made observations and conclusions, and images were used as a stimulus for discussion.

After a short introductory part, the teacher began the lesson on the cell and cellular organelles, nucleus with chromosomes. He said: "Today we will talk about the structure of animal and plant cell nucleus and chromosomes". He asked a few questions about what the students knew about the cell and then released a PowerPoint presentation that showed pictures of several different types of cells - plant and animal. Students asked questions about the structure and functions of cellular organelles. The teacher then used a web-animation of cell, cell division, etc.

With a Smart Board pen they marked the cell organelles, the nucleus and the chromosomes within. The students were excited trying to pair the chromosomes, and the teacher invited different students to come to the board and drag chromosomes to their homologous pairs. Students laughed and encouraged each other while the class debated which chromosome the student at the board should choose.



**Figure 5.** Students use the interactive whiteboard to label and color cell parts

**The fourth group** - control group in which none of the modern educational technologies applied in natural sciences classes. The traditional teaching method was used here: “Students were presented an oral presentation by the teacher”. Teachers are satisfied with the traditional method because they remain in control of time and content. Oral presentation to a large group of passive students can do very little for real learning.

#### 6.4 Discussion

- Groups discuss their research.
- Groups convey their research results and ideas (with drawings and diagrams, they complement).

#### 6.5 Final part - Application

- In the structure and functions of tissues and organ systems;
- To understand the functional link between cells in tissues, organs and organs systems;
- Differentiation and specialization of cells occur in various organs and tissues in plants and animals;
- Students pull papers with given tasks: to draw a cell, to list the functions and to explain differences.

### 7. ANALYSIS OF THE RESULTS OBTAINED

Firstly a pre-test was conducted in 4 groups of 10 students. According to the test results, differences between groups were statistically analyzed using the ANOVA test, and there was no significant difference ( $p > 0,05$ ) between them.

The difference between the first, second and third group, compared with the fourth group was significant. This means that the level of retention (memory) of the students in Groups 1, 2, and 3 is significantly higher than in Group 4.



## 8. REFLECTIONS

As part of the student teaching research, each preservice teacher wrote four formal reflective essays over the course of the student teaching semester and at least five informal essays evaluating their lesson plans and classroom instruction. The formal reflections described the student teachers' approach to and use of inquiry, their attitudes toward and use of educational technology, their understandings and implementation of the nature of science in their teaching, and their approach to classroom management. Participants' formal and informal essays were collected to further characterize their instructional approach and use of ICT and other educational technologies.

## 9. DISCUSSION

The results of this research showed that academic achievement of students depends on how the teacher teaches specific content of natural sciences (or biology in our case). Classes beginning by using interactive methods in teaching and using ICT, Internet connection and whiteboard were more exciting and encouraging on students' reflective activities than classes beginning with lecturing. In science teaching using laboratory experiments or slides at the beginning of class attracts more attention and motivation among students. The use of an oral lecture is boring for students. The visual material includes the understanding that words cannot express and make students remember the content very easily (Odubunmi and Balogun 1991).

Using PowerPoint presentations creates a very conducive environment for learning unlike lecturing in halls (especially for large classes) because it offers students real life situations and an opportunity to solve the problem with skills. At the same time, students have more time and opportunities for practical experience, active thinking and the reflex of knowledge. In addition, teamwork encourages students to practice their interpersonal skills, and foster team spirit and leadership. Finally, oral presentations provide an opportunity for students to strengthen their mental response and presentation skills.

According to the results of the research, the level of retention (memory) of the acquired knowledge during classes that begin with an experiment or slides was higher than during those beginning with lectures. This is because people remember 10% of what they read, 20% of what they hear, 30% of what they see and 90% of practical experience. Laboratory work is practical experience (Beydogan, 2001). This research also showed that students' understanding was increased when the class began with an experiment because these activities increased the students' interest in the topics.

Let us hope that this research will be the start of various sequential methods of teaching biology. The results of this research could be adapted to other teaching subjects.

## 10. CONCLUSION

The results of this investigation may inform the content and instructional approaches used to introduce pre-service teachers to interactive display systems in educational technology and science teaching methods courses. For example, it is important to teach specific approaches for using digital images effectively, including having students record observations about what they see and infer what will happen next (Bell and all, 2008). Instructors should model effective use of video clips, including providing advance organizers to help students comprehend what they see and how it is connected to the content they are learning and pausing video clips to ask questions or to point out specific features.

**11. REFERENCES**

- [1] Bell, R.L., Gess-Newsome, J., Luft, J. (Eds.) (2008). Technology in the secondary science classroom. Arlington, VA: NSTA Press.
- [2] Bell, R. L., & Trundle, K.C. (2008). The use of a computer simulation to promote scientific conceptions of moon phases. *Journal of Research in Science Teaching*, 45(3), 346 - 372.
- [3] Beydoğan, H. Ö. (2001). Öğretimi Planlama ve Değerlendirme. Eser Ofset, Erzurum. Committee on Undergraduate Science Education (1997). Science Teaching Reconsidered: A Handbook. National Academy Press, Washington. (This report is available on-line at <http://www.nap.edu/readingroom/books>.)
- [4] Flick, L., & Bell, R. (2000). Preparing tomorrow's science teachers to use technology: Guidelines for science educators. Contemporary Issues in Technology and Teacher Education [Online serial], 1(1). Retrieved from <http://www.citejournal.org/vol1/iss1/currentissues/science/article1.htm>
- [5] Gess-Newsome, J. (2003, April). Implications of the definitions of knowledge and belief on research and practice in science teacher education. Paper presented at the annual meeting of the National Association for Research in Science Teaching, Philadelphia, PA.
- [6] Irving, K. (2003). Preservice science teachers' use of educational technology during student teaching. Retrieved from ProQuest Digital Dissertations. (AAT 3097272)
- [7] Kim, M. C., Hannafin, M. J., & Bryan, L. A. (2007). Technology-enhanced inquiry tools in science education: An emerging pedagogical framework for classroom practice. *Science Education*, 91(6), 1010-1030.
- [8] Loucks-Horsley, S., Hewson, P., Love, N., & Stiles, K. (1998) Designing professional development for teachers of mathematics and science. Thousand Oaks, CA: Corwin Press.
- [9] McNall, R. (2004). Beginning secondary science teachers' instructional use of educational technology during the induction year. *Dissertation Abstracts International*, 64(10), 3636A. (UMI No. 3108794)
- [10] Odubunmi, O and Balogun, T. A. (1991). The effect of laboratory and oral-only lecture teaching methods on cognitive achievement in integrated science. *Journal of Research in Science Teaching* 28(3): 213-234.